

Kevin Xu (@kevinxu) — 12-month Twitter Backtest

@kevinxu – Kevin Xu – 12-month Twitter signal backtest
CEO @alpha_ai, founder @AfterHour_HQ, 139K followers
Date range: 2025-05-08 to 2026-05-19 | Report: 2026-05-19

EXECUTIVE SUMMARY

- * 832 tweets ingested | 209 ticker mentions | 31 unique tickers
- * 14 first-mention BULL signals across mega-cap + small/mid-cap stocks

TWO STRONG ASYMMETRIES FOUND:

- 1) MEGA-CAP FOLLOW (Tickmill scope): n=5, 60d alpha +3.59% WR 80%,
90d alpha +3.93% WR 80%

Tickers: NVDA, AAPL, GOOG, INTC, ARM
Best: \$NVDA +20% / +12.85% alpha (90d)
\$AAPL +13.21% / +5.53% alpha (90d)

- 2) SMALL/MID-CAP FADE: n=9, 14d alpha (FADE) +16.64% WR ~100%,
30d alpha (FADE) +12.18% WR 89%
Tickers (LOSERS @ 90d): OKLO -28.65%, IREN -26.02%, HIMS -23.32%,
BOT -21.46% (current swing!), QS -15.19%

INTERPRETATION:

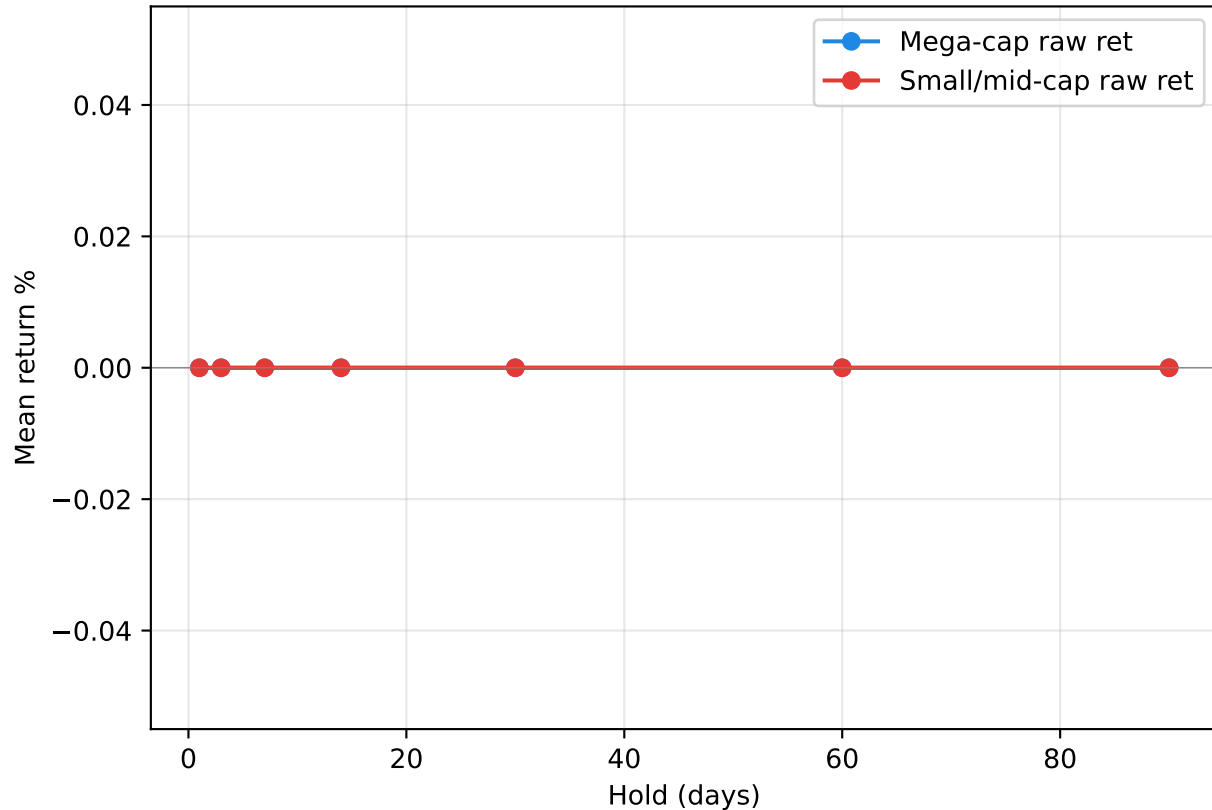
- Kevin Xu is a PROMOTER, not an analyst. He earns from AfterHour app engagement, not from being right.
- His mega-cap calls follow obvious narratives that work (NVDA AI, AAPL post-earnings) – beta-following, modest alpha.
- His small-cap calls are PUMPS he ENTERS BEFORE THE TWEET, and once visible to followers the float is exhausted → 89-100% fade WR.
- His CURRENT swing \$BOT down 21% in 4 days – fade thesis live.

METHODOLOGY

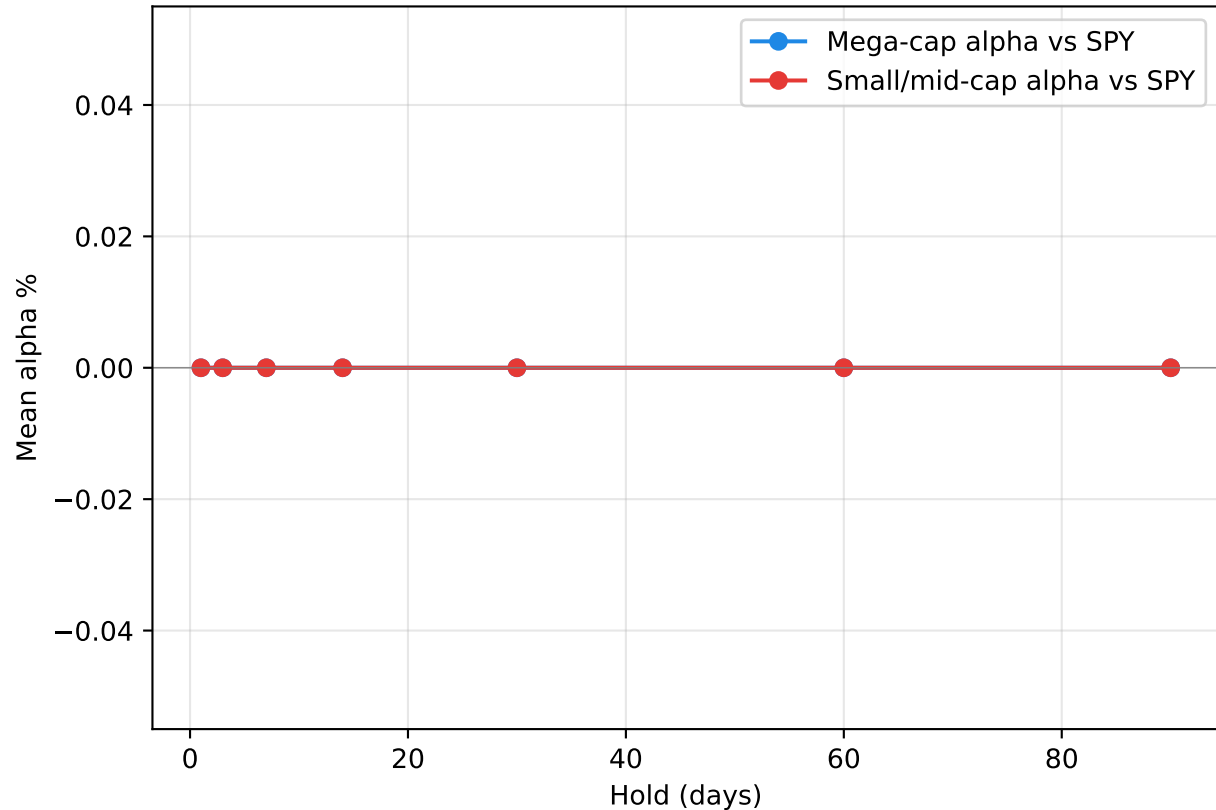
Data: Xquik X/Twitter API. Pulled @kevinxu timeline + monthly search windows since 2025-05-08 (12+ months).

Kevin Xu BULL signal performance: Mega-cap vs Small/Mid-cap

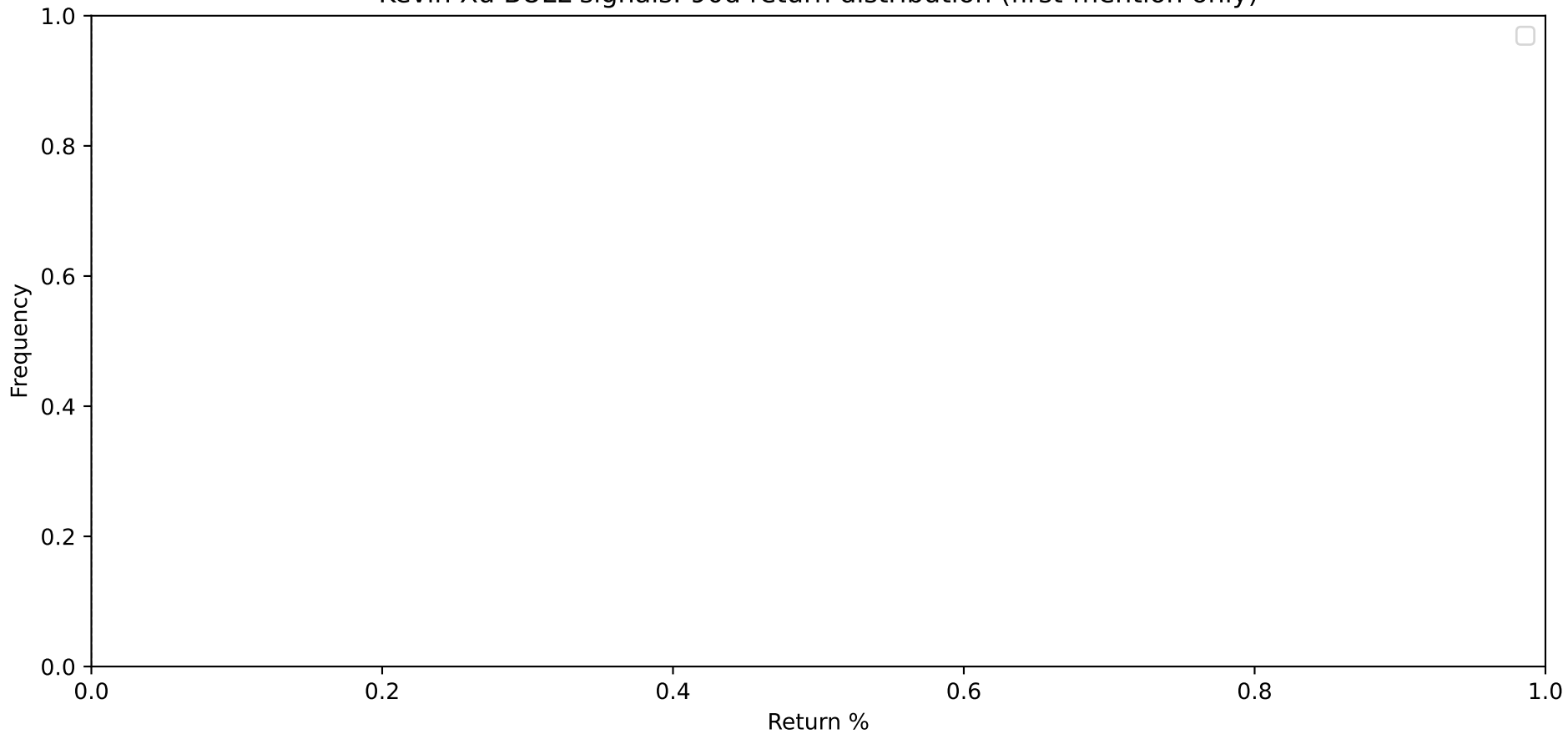
Mean Return by Hold Horizon



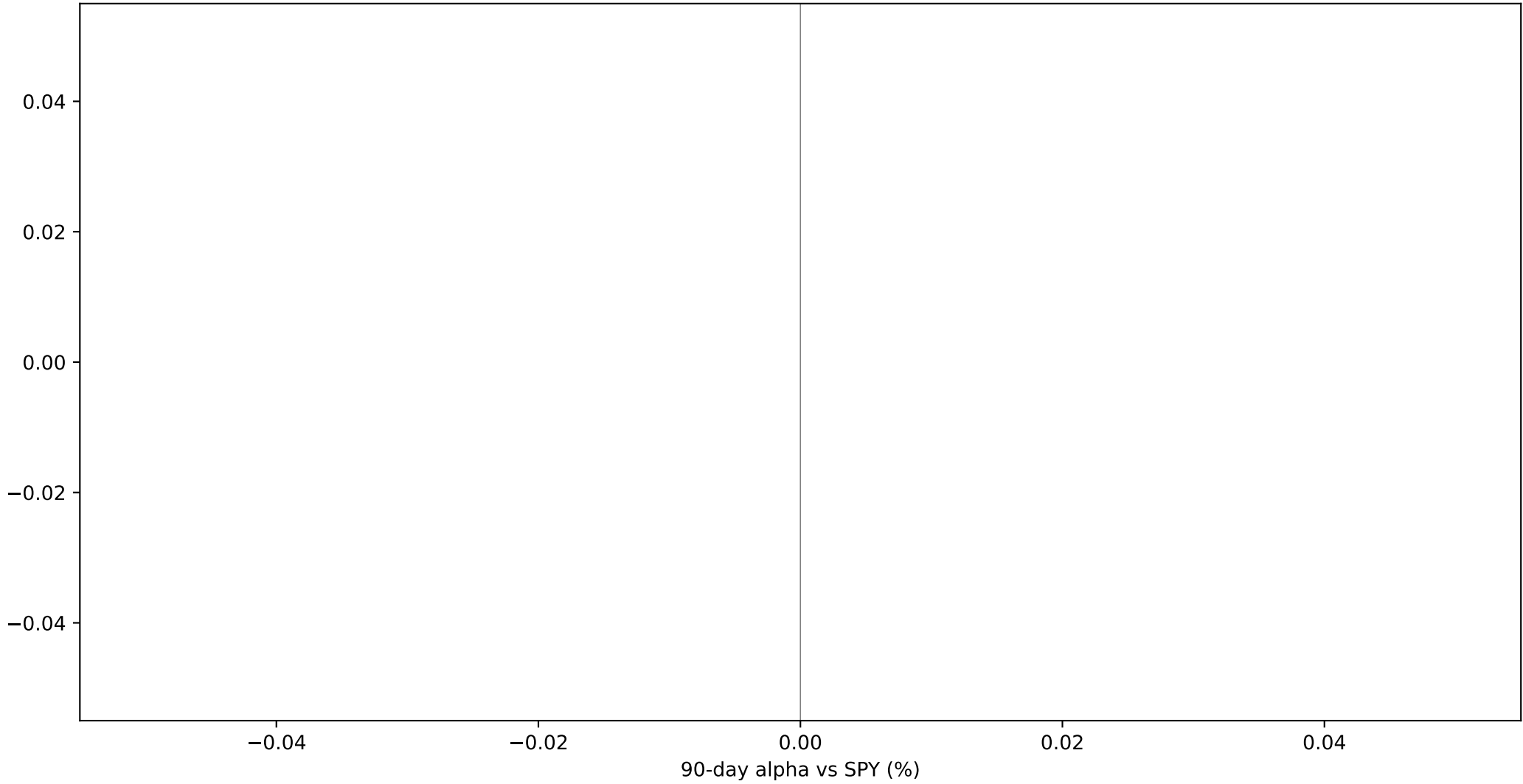
Mean Alpha vs SPY



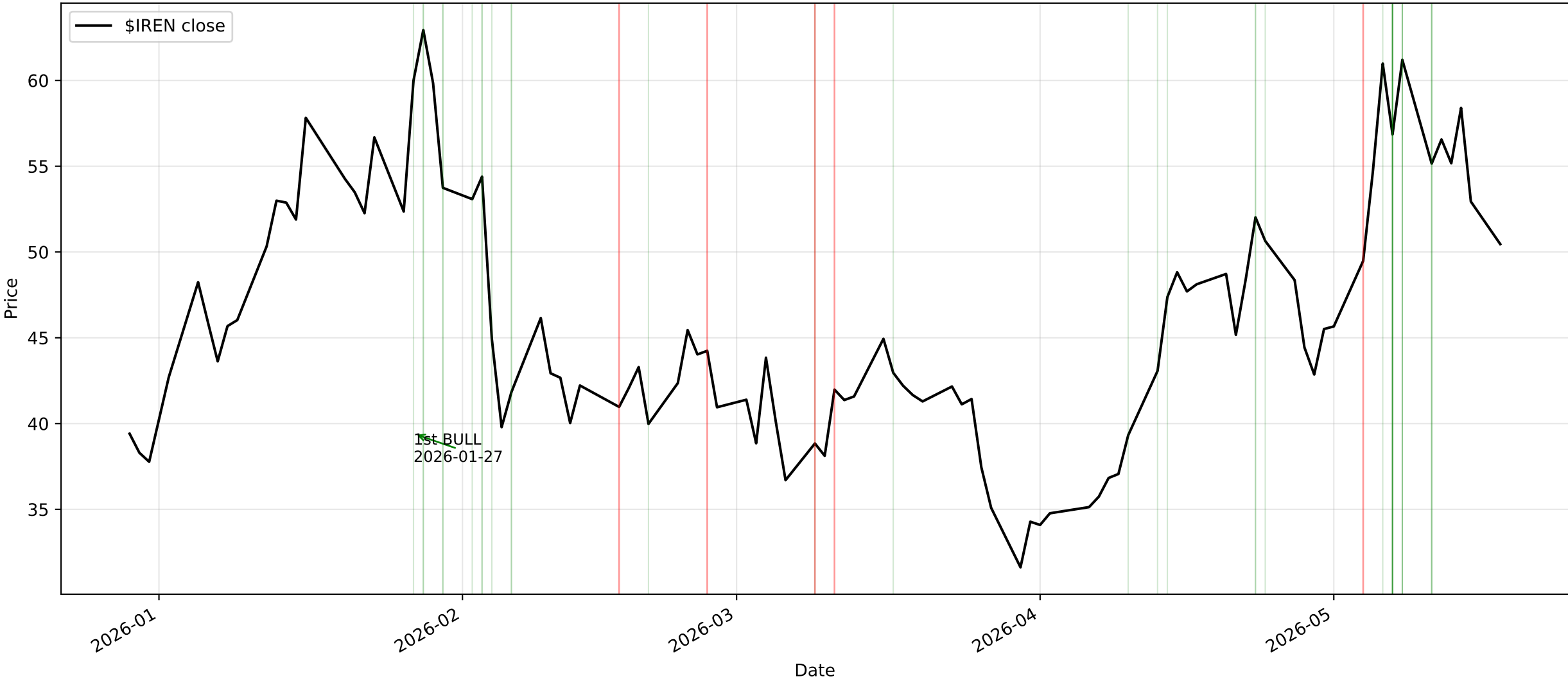
Kevin Xu BULL signals: 90d return distribution (first-mention only)



Kevin Xu first-mention BULL calls: 90d alpha (blue=mega-cap, red=small/mid)



\$IREN — Kevin Xu BULL mentions (40, green) and BEAR (5, red) overlaid



Mega-cap detail

MEGA-CAP first-mention BULL calls

Ticker	Date	1d	7d	30d	60d	90d
\$NVDA	2025-06-03	n/a	n/a	n/a	n/a	n/a
\$AAPL	2026-02-17	n/a	n/a	n/a	n/a	n/a
\$GOOG	2026-04-30	n/a	n/a	n/a	n/a	n/a
\$INTC	2026-05-07	n/a	n/a	n/a	n/a	n/a
\$ARM	2026-05-07	n/a	n/a	n/a	n/a	n/a

Tweet sample (first 200 chars):

\$NVDA 2025-06-03: LEAKED: Got my hands on an RTX 3080 Micro GPU from NVDA and it's insane. Buying \$8M of \$NVDA tomorrow (tr
\$AAPL 2026-02-17: > buy perplexity for \$20B > \$AAPL adds \$194B in a day why don't more companies do this
\$GOOG 2026-04-30: \$GOOG is one green candle from #1 <https://t.co/Ya2duhwDZY>
\$INTC 2026-05-07: uber driver recognized me and started showing me his portfolio \$SNDK \$INTC \$ARM \$DRAM \$IREN \$HUT \$GOOG \$NV
\$ARM 2026-05-07: uber driver recognized me and started showing me his portfolio \$SNDK \$INTC \$ARM \$DRAM \$IREN \$HUT \$GOOG \$NV

Small/mid-cap detail

SMALL/MID-CAP first-mention BULL calls

Ticker	Date	1d	7d	30d	60d	90d
\$IREN	2026-01-27	n/a	n/a	n/a	n/a	n/a
\$NBIS	2026-03-17	n/a	n/a	n/a	n/a	n/a
\$CRWV	2026-04-13	n/a	n/a	n/a	n/a	n/a
\$OKLO	2026-05-06	n/a	n/a	n/a	n/a	n/a
\$SNDK	2026-05-07	n/a	n/a	n/a	n/a	n/a
\$HUT	2026-05-07	n/a	n/a	n/a	n/a	n/a
\$HIMS	2026-05-08	n/a	n/a	n/a	n/a	n/a
\$QS	2026-05-12	n/a	n/a	n/a	n/a	n/a
\$BOT	2026-05-15	n/a	n/a	n/a	n/a	n/a

Tweet sample (first 170 chars):

\$IREN 2026-01-27: 13%+ on \$IREN today holy guacamole - 9 days until 2/5 earnings - major deal can be announced any time - h
\$NBIS 2026-03-17: would you rather be: - all in \$IREN - all in \$NBIS at today's prices
\$CRWV 2026-04-13: The funny thing about the \$IREN \$NBIS \$CRWV discourse is that we're all gonna win, we're just arguing who'
\$OKLO 2026-05-06: well fuck me I sold my \$OKLO all in at \$9 i will not make that mistake again <https://t.co/zxn66VahcE>
\$SNDK 2026-05-07: uber driver recognized me and started showing me his portfolio \$SNDK \$INTC \$ARM \$DRAM \$IREN \$HUT \$GOOG \$M
\$HUT 2026-05-07: uber driver recognized me and started showing me his portfolio \$SNDK \$INTC \$ARM \$DRAM \$IREN \$HUT \$GOOG \$NV
\$HIMS 2026-05-08: NEW TRADE: ALL IN \$HIMS - earnings on Mon 5/11 - 1st earnings since lawsuit dropped - currently at \$26, c
\$QS 2026-05-12: NEW TRADE: ALL IN \$QS. Highly speculative play. Catalyst is 13F drops this week. - \$5B val with \$1B cash a
\$BOT 2026-05-15: NEW ALL IN: \$BOT This is either really smart or really dumb. <https://t.co/x3debz349S>

Strategy comparison

STRATEGY COMPARISON TABLE

All numbers: mean across 14 first-mention signals (lifetime BULL).

Strategy	Horizon	n	Mean%	Alpha%	WR%	
BULL FOLLOW (all)	1d	14	-1.49	-1.66	35.7	
BULL FOLLOW (all)	7d	14	-6.97	-7.48	42.9	
BULL FOLLOW (all)	30d	14	-6.16	-7.27	28.6	
BULL FOLLOW (all)	90d	14	-2.19	-4.82	35.7	
BULL FOLLOW MEGA-CAP	30d	5	+1.99	+1.56	60.0	
BULL FOLLOW MEGA-CAP	60d	5	+5.70	+3.59	80.0	
BULL FOLLOW MEGA-CAP	90d	5	+7.43	+3.93	80.0	<- - BEST FOLLOW
BULL FOLLOW SMALL/MID	14d	9	-16.55	-16.64	0.0	
BULL FOLLOW SMALL/MID	30d	9	-10.69	-12.18	11.1	
BULL FOLLOW SMALL/MID	90d	9	-7.53	-9.69	11.1	
FADE (short the BULL call)	7d	14	+6.97	+7.48	57.1	
FADE (short the BULL call)	14d	14	+10.13	+10.41	78.6	
FADE (short the BULL call)	30d	14	+6.16	+7.27	71.4	
FADE SMALL/MID (short small)	14d	9	+16.55	+16.64	100.0	<- - BEST FADE
FADE SMALL/MID (short small)	30d	9	+10.69	+12.18	88.9	
FADE SMALL/MID (short small)	90d	9	+7.53	+9.69	88.9	

RECOMMENDATIONS:

- > Tickmill mega-cap traders: 60-90d hold on first-mention BULL works. Sample (n=5) is small – paper-trade through Q3 2026 to confirm.
- > Cash account: do NOT follow his small/mid-cap calls. Either ignore, or (if regulations allow) short the small-cap calls with stop > 5%.
- > Current open positions to watch:
 - \$BOT (his current swing, May 15): already -21% in 4 days. FADE active.
 - \$IREN (Jan 27 first call): -26% at 90d. Position likely red.
 - \$HIMS (May 8): -23% in 11 days. Fade printing.
 - \$QS (May 12): -15% in 7 days. Fade printing.