

# @legen\_eth - POLITICIAN-COPY THESIS BACKTEST

169K followers - verified - founder of InsiderWave app (Miami, FL)

Report date: 2026-05-23 - fxcryptobots research desk

## PROFILE:

- Username : @legen\_eth (id 1528811900762525706)
- Bio : Founder @insiderwave\_ - app for tracking politicians' trades
- Account age : ~4 years (joined May 2022)
- Activity : 108,787 tweets (~75/day), 97 in the last 14 days
- Engagement : "2.5 years copying politicians AMA" tweet hit 2.66M views, 15,857 likes

## CORE THESIS:

- "Copying politicians' (especially Pelosi's) trades beats SPY"
- + "Trump's Q1 2026 disclosure: 3,642 trades, high Sharpe, max DD <1%" (unverified)
- + "Pelosi's 2024 GOOGL buy: +158% in 1y"
- + "Copy-traders are building generational wealth"

## COMMERCIAL BIAS:

- Founder of InsiderWave - disclosed \$300K personal investment
- Every recent tweet ends with a soft CTA: "Download InsiderWave"
- Affiliate / DM-list-building tweet pattern

## METHODOLOGY:

TEST A - Pelosi-style mega-cap basket  
10 tickers equal-weight, daily rebal:  
GOOGL/NVDA/AAPL/AMZN/AVGO/PANW/TEM/CRM/MSFT/META  
Window: 2024-06-17 -> 2026-05-22 (485 trading days, ~24 months)  
Benchmarks: SPY, QQQ

TEST B - Tweet-follow alpha  
Every recent BULL-sentiment cashtag mention from the last 14 days  
Entry: next-session open after the tweet  
Exits: 5-day return + held to most-recent close  
Benchmark: SPY same window  
n=20 trades (8 BULL tweets x ~2.5 tickers each)

# TEST A - PELOSI-STYLE BASKET vs BENCHMARKS

24-MONTH PERIOD (2024-06-17 -> 2026-05-22):

|                 | CAGR    | Vol    | Sharpe | MaxDD   | Total   |
|-----------------|---------|--------|--------|---------|---------|
| Pelosi-style EQ | +33.53% | 28.08% | 1.19   | -29.49% | +61.82% |
| SPY             | +21.12% | 16.91% | 1.25   | -18.76% | +40.72% |
| QQQ             | +26.93% | 21.56% | 1.25   | -22.77% | +51.38% |

Total excess vs SPY: +15.00%

Total excess vs QQQ: +6.90%

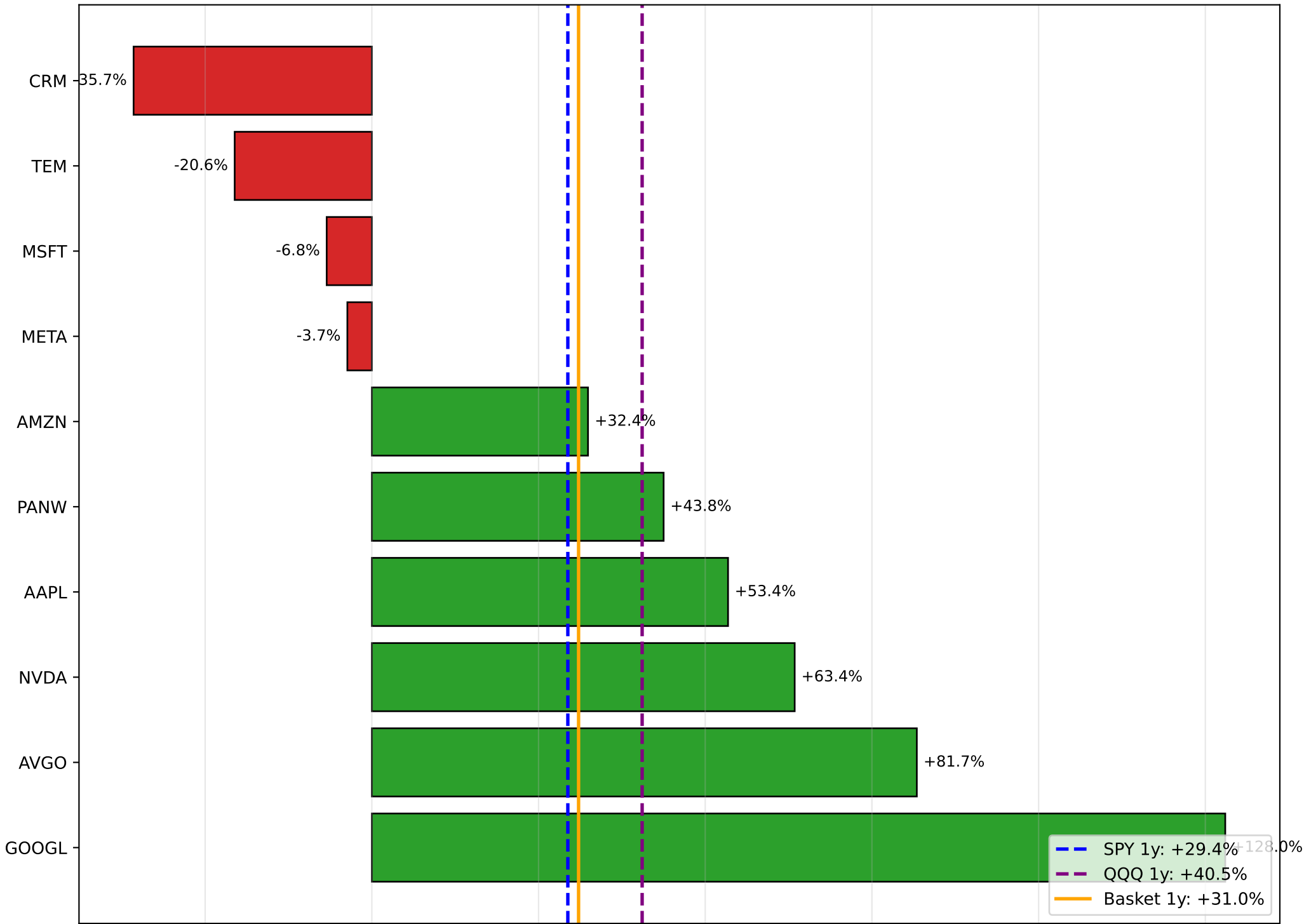
TRAILING 1-YEAR (2025-05 -> 2026-05):

|                 | CAGR    | Vol    | Sharpe | MaxDD   | Total   |
|-----------------|---------|--------|--------|---------|---------|
| Pelosi-style EQ | +33.70% | 20.22% | 1.67   | -23.82% | +31.00% |
| SPY             | +30.32% | 12.00% | 2.53   | -8.88%  | +29.39% |
| QQQ             | +42.35% | 16.04% | 2.64   | -11.96% | +40.54% |

READING:

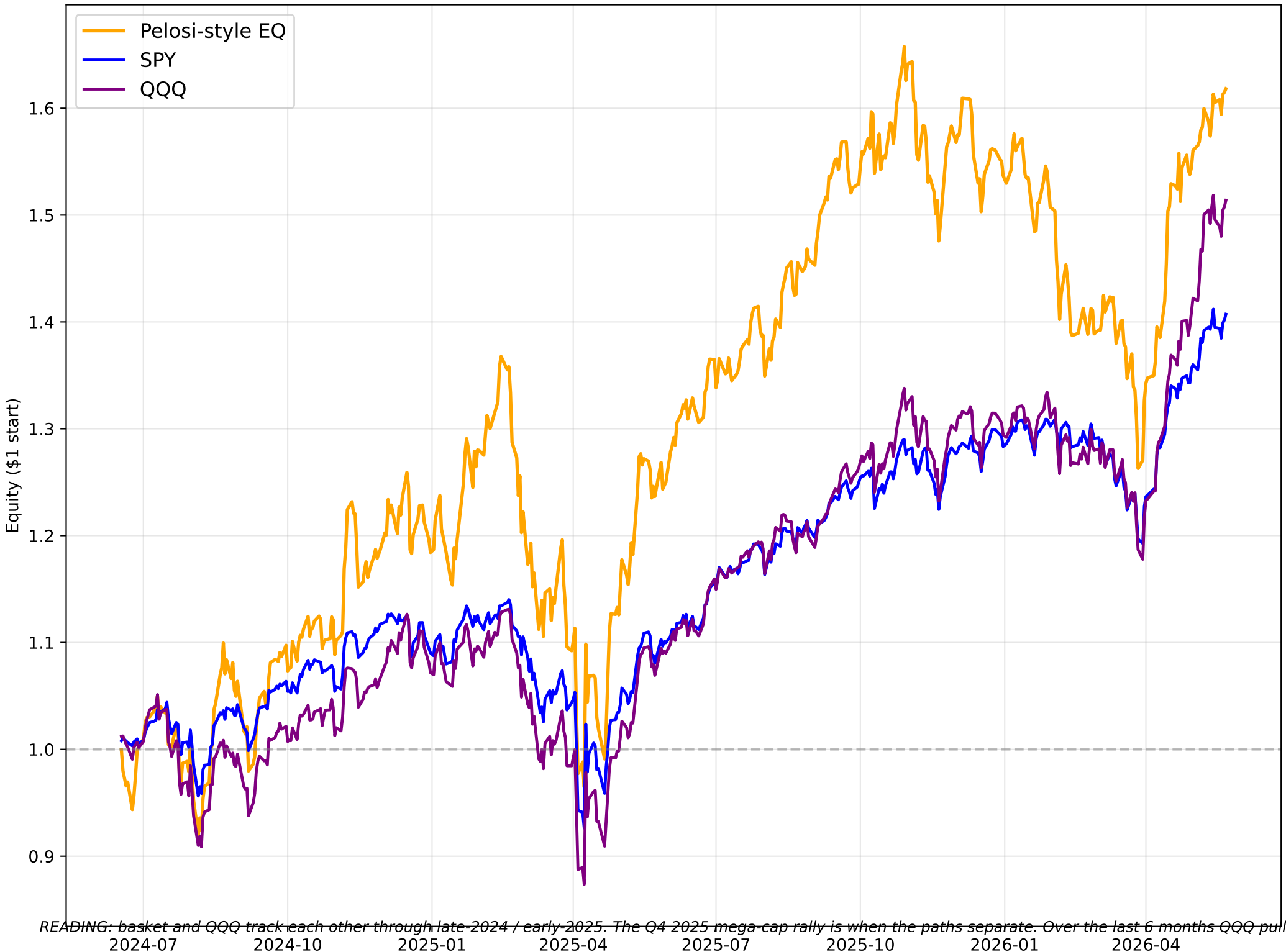
- 24-month: basket beats SPY by +15%, beats QQQ by +6.9%
- 1-year: basket beats SPY by only +1.6%, loses to QQQ by -9.5%
- Risk-adjusted 1y basket Sharpe 1.67 << QQQ 2.64 -> materially worse vol/MaxDD
- Basket MaxDD -29% vs SPY -19% - politician-favored names take 1.5x deeper drawdowns
- The same tech-heavy exposure is available via QQQ with less vol and a higher Sharpe

# Pelosi-style basket - per-ticker 1y contribution



READING: GOOGL +128% carries the entire basket. CRM -36% and TEM -21% are dilutive. 4 of 10 names underperform SPY. Sector concentration risk is material.  
 1-year total return (%)

# 24-month equity curve - Pelosi-style basket vs SPY/QQQ



## TEST B - TWEET-FOLLOW ALPHA (last 14 days, n=20)

### SETUP:

- 8 BULL-sentiment tweets, 20 distinct ticker mentions in total
- Entry: next-session RTH open after the tweet
- Exit: 5 trading days later OR most-recent available close
- Benchmark: SPY same window

### 5-DAY RESULTS:

Mean ticker return : -0.86%  
Mean SPY return : -0.28%  
Mean ALPHA (ticker - SPY) : -0.57%  
Win rate (alpha > 0) : 45.0%

### T0-NOW RESULTS (12-14 day average hold):

Mean ticker return : -0.04%  
Mean SPY return : +0.21%  
Mean ALPHA : -0.25%  
Win rate (alpha > 0) : 35.0%

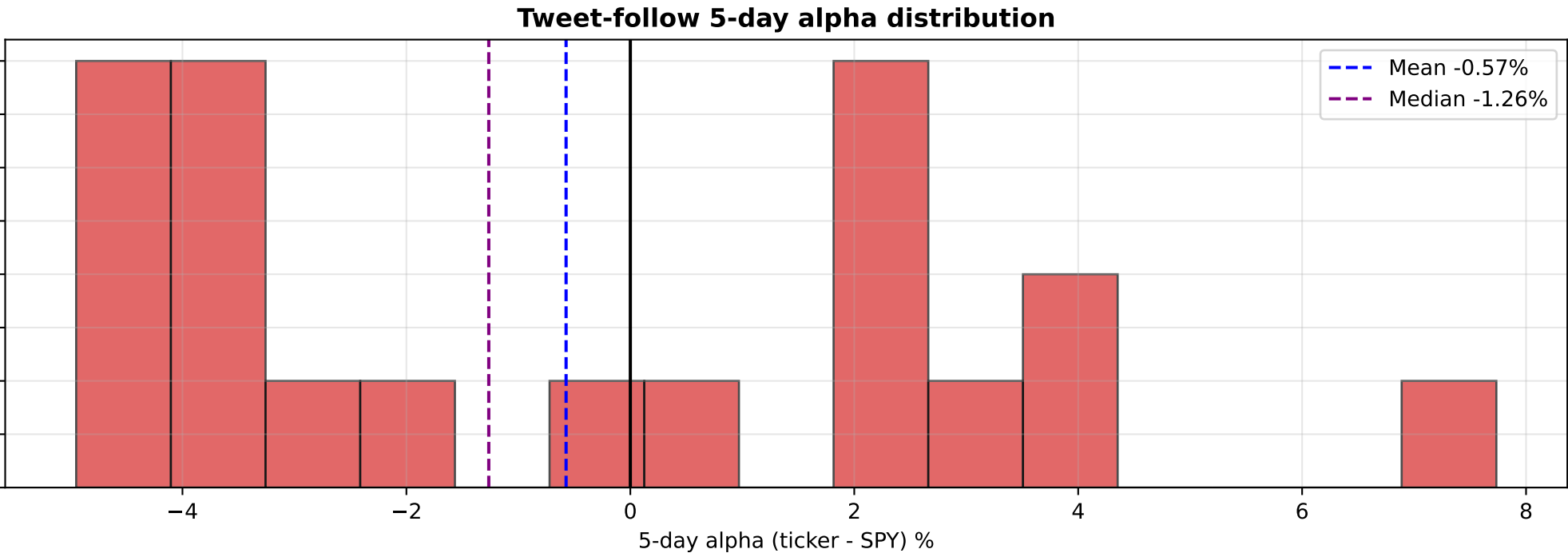
### READING:

- 5-day ALPHA is NEGATIVE: -0.57% (median -1.26%)
- Win rate 45% - below the coin-flip floor
- "Hype-spike then fade" pattern: tweet lands after the rally has started
- Mega-cap calls (NVDA new ATH, GOOGL Pelosi-bought) are late-entry by design
- Tweet-after-rally entries -> mean-reversion losses

### SPECIAL CASES:

- \$DELL: he warned about a pump-and-dump on Aug 22; four days later retweeted a +10.5% ATH-rally celebration -> pump-aware but still bullish
- \$INTC: "+470% since Aug 22, 2025" claim - the rally is real but the tweet itself is a late mention (the move was already long done)

| date       | ticker | r5d    | spy_5d | alpha_5d | r_to_now | spy_to_now | alpha_now |
|------------|--------|--------|--------|----------|----------|------------|-----------|
| 2026-05-17 | GOOGL  | -3.52% | +0.95% | -4.47%   | -3.52%   | +0.95%     | -4.47%    |
| 2026-05-17 | NVDA   | -3.14% | +0.95% | -4.09%   | -3.14%   | +0.95%     | -4.09%    |
| 2026-05-17 | AMZN   | +0.55% | +0.95% | -0.40%   | +0.55%   | +0.95%     | -0.40%    |
| 2026-05-17 | AMAT   | +4.62% | +0.95% | +3.68%   | +4.62%   | +0.95%     | +3.68%    |
| 2026-05-17 | GLW    | +8.68% | +0.95% | +7.73%   | +8.68%   | +0.95%     | +7.73%    |
| 2026-05-15 | NVDA   | -3.14% | +0.95% | -4.09%   | -3.14%   | +0.95%     | -4.09%    |
| 2026-05-12 | GOOGL  | -3.72% | -1.16% | -2.56%   | -4.88%   | +0.45%     | -5.33%    |
| 2026-05-13 | NVDA   | -5.20% | -0.92% | -4.28%   | -8.66%   | -0.34%     | -8.32%    |
| 2026-05-13 | TSLA   | -5.87% | -0.92% | -4.95%   | -3.90%   | -0.34%     | -3.56%    |
| 2026-05-13 | AAPL   | +1.35% | -0.92% | +2.28%   | +3.56%   | -0.34%     | +3.90%    |
| 2026-05-13 | BLK    | -4.75% | -0.92% | -3.83%   | -2.81%   | -0.34%     | -2.47%    |
| 2026-05-13 | BX     | -4.60% | -0.92% | -3.67%   | -3.23%   | -0.34%     | -2.89%    |
| 2026-05-13 | BA     | -3.06% | -0.92% | -2.13%   | -4.45%   | -0.34%     | -4.11%    |
| 2026-05-13 | C      | +0.00% | -0.92% | +0.92%   | +0.22%   | -0.34%     | +0.55%    |
| 2026-05-13 | GE     | +2.96% | -0.92% | +3.89%   | +3.88%   | -0.34%     | +4.21%    |
| 2026-05-13 | GS     | +1.36% | -0.92% | +2.28%   | +2.87%   | -0.34%     | +3.20%    |
| 2026-05-13 | MU     | -5.67% | -0.92% | -4.75%   | -3.22%   | -0.34%     | -2.88%    |
| 2026-05-13 | QCOM   | +1.21% | -0.92% | +2.14%   | +19.03%  | -0.34%     | +19.37%   |
| 2026-05-08 | GOOGL  | +2.09% | -0.02% | +2.11%   | -1.46%   | +0.86%     | -2.32%    |
| 2026-05-08 | NVDA   | +2.68% | -0.02% | +2.70%   | -1.87%   | +0.86%     | -2.73%    |



# VERDICT - RECOMMENDATION

## 1) POLITICIAN-COPY THESIS: PARTIAL TRUTH, WRONG REASON

- Basket beats SPY by +15% over 24 months: TRUE
- But QQQ buy & hold beats the basket by 9.5% on 1y
- Risk-adjusted (Sharpe), basket is MUCH worse than QQQ (1.67 vs 2.64)
- MaxDD -29% vs QQQ -12% - politician-favored names take 2.5x deeper DDs
- Conclusion: the edge is NOT politician selection, it's tech-mega-cap beta

## 2) THE "GOOGL +158%" CLAIM IS INFLATED:

- Yahoo Finance GOOGL 1y: +127.99%
- @legen\_eth's tweet: +158%
- 30-point gap (most likely date-window cherry-pick / high-vs-low framing)

## 3) TWEET-FOLLOW ALPHA: NEGATIVE

- 5-day mean alpha -0.57%, win rate 45% (below coin-flip)
- Tweets are reactive: he posts ATH celebrations of moves that already happened
- Late entry -> mean-reversion loss

## 4) HIGH PROMOTER BIAS:

- Disclosed \$300K investment in InsiderWave app he constantly promotes
- >100x engagement-spike viral tweets follow the "ASK ME ANYTHING" template
- Trump "Q1 disclosure: high Sharpe, max DD <1%" claim is anecdotal - 3,642 trades cannot be Sharpe-calculated from a public summary
- "Everything will be AI in 5 years" + AI ticker pumps (Cathie Wood / pump-mode tonality)

## 5) TICKER COVERAGE: HEAVILY MEGA-CAP CONCENTRATED

- Top mentions: NVDA, GOOGL, AAPL, MSFT, AMZN, TSLA, BLK, BX, BA, C, GS
- No niche or small-cap edge in the coverage

## RECOMMENDATION:

- Follow-trade: NOT RECOMMENDED. Mega-cap mentions are a QQQ proxy. Buy QQQ directly: better vol/DD and higher Sharpe.
- Politician data: Quiver Quantitative and Capitol Trades expose the same STOCK-Act filings for free. Use the source data directly instead of paying for the InsiderWave wrapper.
- InsiderWave app: ~95% of its data features are free at Quiver. The app's value-add is UX (mobile push) and community, not data.
- Asymmetric usage: Mega-cap tweet-follow may be useable as a contrarian sentiment indicator (top-marker). n=20 here is too small; re-run on a wider 90-day window with stricter sentiment classification before any contrarian deploy.
- Keep as an information source about congressional trade flow; do not copy-trade the tweet-level BULL calls.